

PRODUCT DESCRIPTION



R1200D

MOBILE TRACK-MOUNTED JAW CRUSHER

Inlet opening

1200 x 680 mm / 48" x 27"

Performance

bis zu 230 t/h / 250 st/h*

Weight

38,4 t / 84.700 lbs



PRODUCT DESCRIPTION

R1200D



MOBILE TRACK-MOUNTED JAW CRUSHER

R1200D



**HIGH & CONSTANT
PERFORMANCE**



**INCREASED
MOBILITY**



**EASE OF
OPERATION**



**MAXIMUM
FLEXIBILITY**



**HYDROSTATIC
DRIVE**



**LONG-TERM
RELIABILITY**



**CLIMATE
FRIENDLY**

Rockster Austria International GmbH | Matzelsdorf 72, 4212 Neumarkt i.M., Austria
Tel.: +43 720 70 1212 | office@rockster.at | www.rockster.at



ROCKSTER®



Perfect final grain

COMPACT. FLEXIBLE. POWERFUL.

Rising landfill costs and raw material prices, as well as the need for waste separation, makes the recycling of construction materials very pertinent. This not only protects the environment, but also helps building contractors to save costs.

Rockster mobile crushers guarantee profitable recycling of concrete, demolition debris and especially

for processing hard natural stone. The compact mobile track-mounted impact crusher R1200D offers best mobility and high ease of use because of numerous technological refinements.

Versatile setting options ensure excellent final grain quality and increased usability.

R1200D IS THE MOST COMPACT SOLUTION FOR RECYCLING & CRUSHING OF:

CONCRETE



Recycled concrete blocks 0/16

DEMOLITION DEBRIS



Subbase road 0/32

BRICK



Refilling pipelines 0/64

VIRGIN STONE



Forest road 0/32

MAIN DIMENSIONS

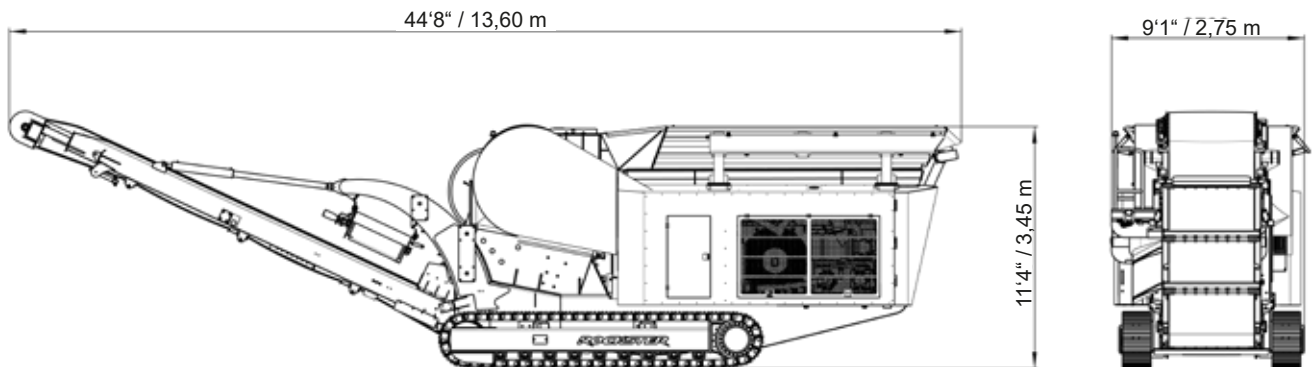
R1200D

Transport dimensions

Length:	44'8" / 13,60 m
Width:	9'1" / 2,75 m
Height:	11'4" / 3,45 m
Weight:	84.700 lbs / 38,4 t

Feeding & discharge height

Feeding height:	11'2" / 3,40 m
Main discharge belt:	~ 11'6" / 3,50 m
Side discharge belt:	~ 7'10" / 2,40 m



TECHNICAL DETAILS

MAXIMUM FLEXIBILITY


The fully hydraulic Jaw crusher R1200D is driven through a powerful, electronically controlled VOLVO or CAT engine. The crusher itself is driven via a hydrostatic motor and the gap adjustment is hydraulically regulated. The crushed material falls into an adjustable bypass-chute that allows the discharge to the main or side conveyor belt.

The hydraulically adjustable Rockster jaw crusher is the ideal solution for all operations that require highest demands on the wear parts.

Even under toughest conditions, the R1200D guarantees highest crushing power and lowest wear.

Jaw crusher

Inlet opening:	48" x 27" / 1200 x 680 mm
Crushing ratio:	1:8
Performance:	up to 230 t/h / 250 st/h
Rotor speed (continuously adjustable):	up to 280 min ⁻¹
Weight:	32,000 lbs / 14.500 kg
Drive:	hydrostatic
Gap adjustment (adjusted on display):	fully hydraulic



Drive unit

Engine (electronically regulated):	Volvo Stage IIIA - 262 kW / 350HP
	Volvo Stage IV - 265 kW / 355HP
	CAT Stage IIIA - 242 kW / 325 HP
	CAT Stage V - 280 kW / 375HP
Cylinder:	6
Cooling system:	water

The drive system is located at the rear of the machine, enclosed in a sound-proofed housing. Engine openings are positioned on all sides for easy access, service and overall maintenance.

The hydraulic pump for all auxiliary drives (main discharge belt, side discharge belt, vibration chute, crawler gear...) as well as the pump for the hydrostat are driven via a distributing gear unit which is flange-mounted on the drive engine. The hydrostat activates the crusher via a V-belt drive.



ADVANTAGES OF THE HYDROSTATIC DRIVE

- > Elimination of conventional clutch. No wear.
- > Individual adjustment of crusher speed
- > Crusher overload protection
- > Power adjustment according to individual requirements
- > Uniform throughput
- > Enormous power reserves
- > Adjustment of rotating direction (Duplex)

Feed hopper

Material:	Hardox 400
Volume:	6.5 yd³ / 5 m³
Length:	14'6" / 4400 mm
Width:	8'2" / 2500 mm
Height:	10'6" / 3200 mm



Vibration chute with 2-deck pre-screening

Material:	Hardox 450
Length:	5'11" / 1800 mm
Width:	3'7" / 1100 mm
Type:	Zig zag
Option:	bar screen
Drive:	hydraulic - with load-dependent speed control Overload protection



Bypass

The switchable chute (Bypass) enables the discharge of pre-screened material on the side or onto the main discharge belt.

Easy switch via hand lever.

No special assembly necessary.

No wear. No service.



Main discharge belt

Belt width:	47" / 1200 mm
Discharge height:	~ 11'6" / 3,5 m
Angle:	25°
Drive:	hydraulic, continuously variable

The main discharge belt is hydraulically lowerable for maintenance and service purposes.



Side discharge belt

Belt width:	26" / 650 mm
Discharge height:	~ 7'10" / 2,4 m
Angle:	20°
Drive:	hydraulic

The side discharge belt is hydraulically foldable for transport purposes.



Magnetic separator - adjustable height

Type:	Permanent magnet vertically adjustable
Belt width:	30" / 750 mm
Weight:	2570 lbs / 1165 kg
Drive:	hydraulic



Caterpillar crawler

Tread width:	16" / 400 mm - slanted
Wheel base:	12'6" / 3800 mm
Surface:	triple ribbed pads
Drive:	2-speed hydraulic



Control panel

Central control/operating unit ensures an easy operation and machine monitoring in connection with a wireless remote control.

Fully automatic engine Start-Stop system with only one button.

- › Save the operation settings for various applications
- › Error monitoring - error log
- › Input & output status
- › Fast start of operation (QUICKSTART-Function)



Environmentally friendly

Reduction of emissions through:

- efficient dust suppression
- sound-proofed housing
- motor drive according to the latest technology standards



Easy maintenance & ideal accessibility

Large covers enable optimal accessibility when it comes to service and maintenance. Furthermore they ensure optimal ventilation of the drive-unit and the cooler.



OPTIONS



Belt weigh scale incl. printer



Air compressor



Water pump



Central lubrication system



Dust suppression

OPTIONS

R1200D


DUPLEX SYSTEM

The hydrostatic drive & the unique design of the Rockster crusher allows the transformation from an impact crusher to a jaw crusher and vice versa in only a few hours.

Achieve maximum machine utilization by using one carrier and different crusher units to rapidly adapt to different job requirements.



R1200D
Jaw crusher



THE ORIGINAL
since 2004

R1100DS
Impact crusher

AIR BLOWER - for cleaner and higher quality final product

RVB1700



Technical details

Air volume:	up to 1.700 m³/h / 2,223 yd³/h
Differential pressure:	up to 7.000 Pa
Drive power:	up to approx. 15 kW / 20 hp
Drive - rpm:	up to 3.200 min ⁻¹
Weight:	approx. 150 kg / 330 lbs

The Rockster Air blower RVB1700 is used to efficiently separate non-aggregates from the final end-material, which results in a cleaner and higher quality final product.

This enables Rockster customers to work more environmentally friendly and economically.



SCAN & WATCH

Rockster Austria International GmbH | Matzelsdorf 72, 4212 Neumarkt i.M., Austria
Tel.: +43 720 70 1212 | office@rockster.at | www.rockster.at



ROCKSTER®

OPTION: SCREENING SYSTEM SCREEN BOX RS114S

R1200D

Defined final product in one workflow

The optional screening system consists of the compact circular vibrating screen RS114 in combination with the return belt RB95. The screening system is a perfect addition for the production of 100 % defined final grain.

The components are mounted directly onto the main discharge belt and are driven through the additional hydraulic system of the crusher.



Vibrating screen - lowerable

Screen size:	10'2" x 4'5" / 3100 x 1350 mm
Standard mesh:	1 1/2" / 38 mm

Special screens available on demand

The hydraulically lowerable screen box saves time and unnecessary costs during maintenance.



Discharge conveyor - fines

Belt width:	3'11" / 1200 mm
Discharge height:	~ 10'6" / 3,2 m

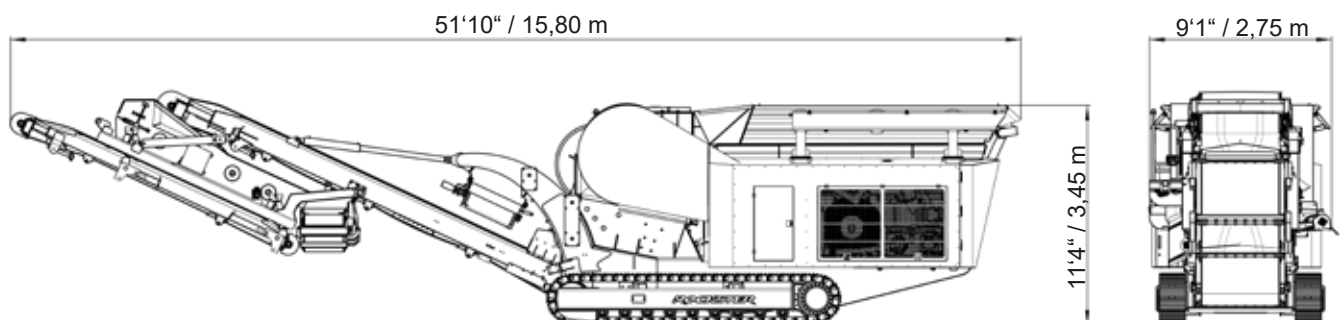


Discharge conveyor - oversize grain

Belt width:	24" / 600 mm
-------------	--------------

Transport dimensions R1200D + RS114

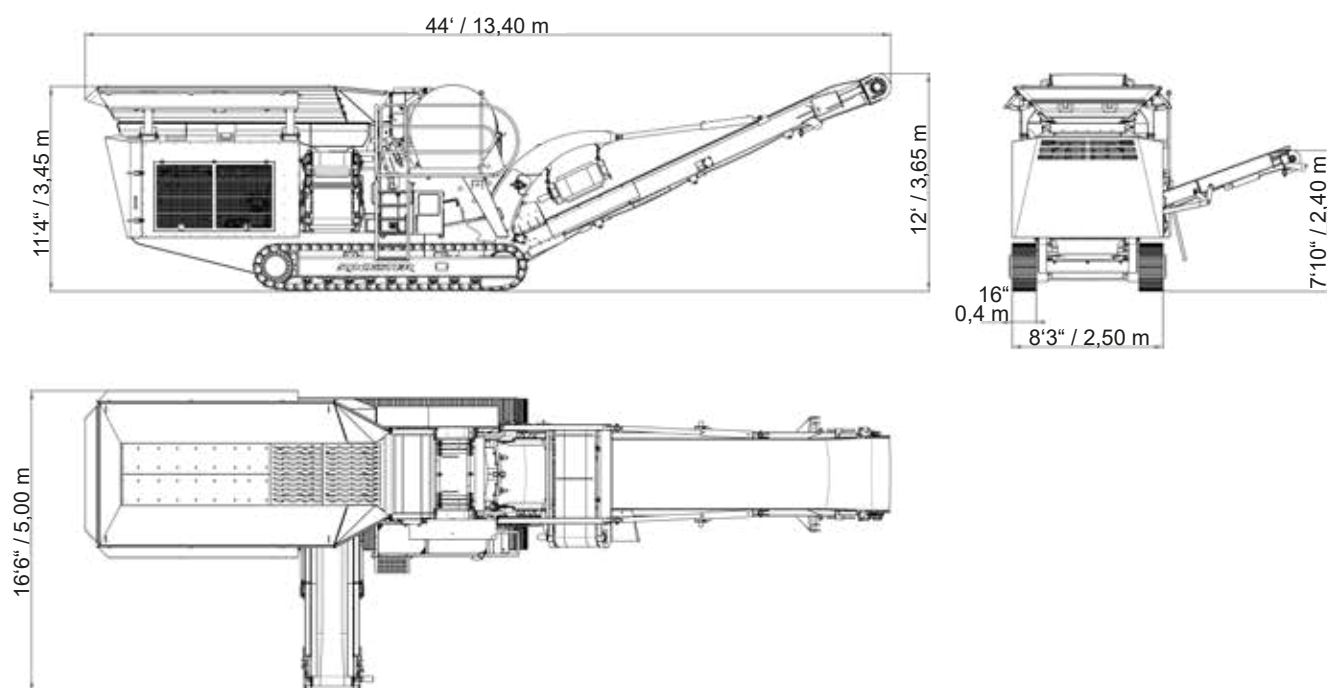
Length:	51'10" / 15,80 m	Height:	11'4" / 3,45 m
Width:	9'1" / 2,75 m	Weight:	91,500 lbs / 41,5 t



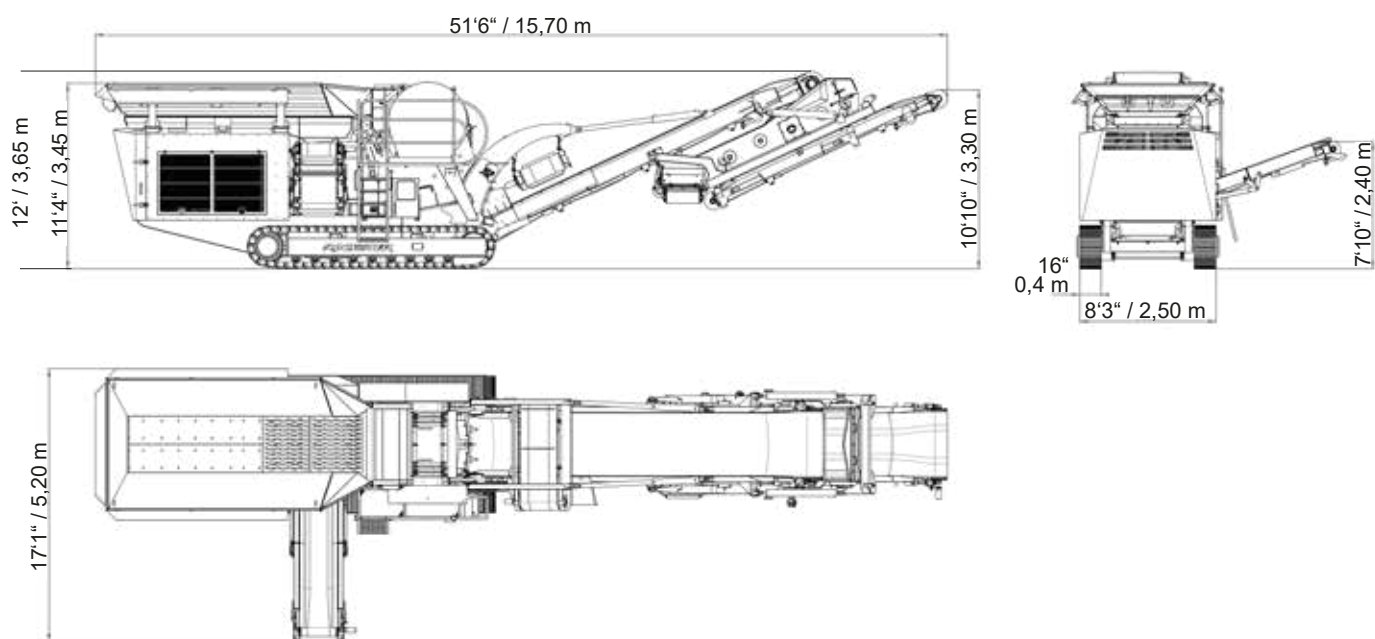
WORKING DIMENSIONS

R1200D

R1200D



R1200D with screening system





By using the patented Rockster DUPLEX-System with jaw and impact crusher on one basic machine, the Casaccia gravel quarry at the base of the 'Maloja Pass' in Graubünden (Switzerland) can quickly and efficiently meet the diverse requirements of its customers.

„Lorenz Biedermann, Swiss Rockster partner explains his customer's decision for this Rockster crusher: „They primarily chose the Rockster crusher because of the Duplex system. It allows them to define the final grain faster and better, thus improving the quality and providing a noticeable competitive advantage.“

Gravel quarry Casaccia, Switzerland

GENERAL INFORMATION



**HIGH & CONSTANT
PERFORMANCE**



**INCREASED
MOBILITY**



**EASE OF
OPERATION**



**MAXIMUM
FLEXIBILITY**



**HYDROSTATIC
DRIVE**



**LONG-TERM
RELIABILITY**



**CLIMATE
FRIENDLY**

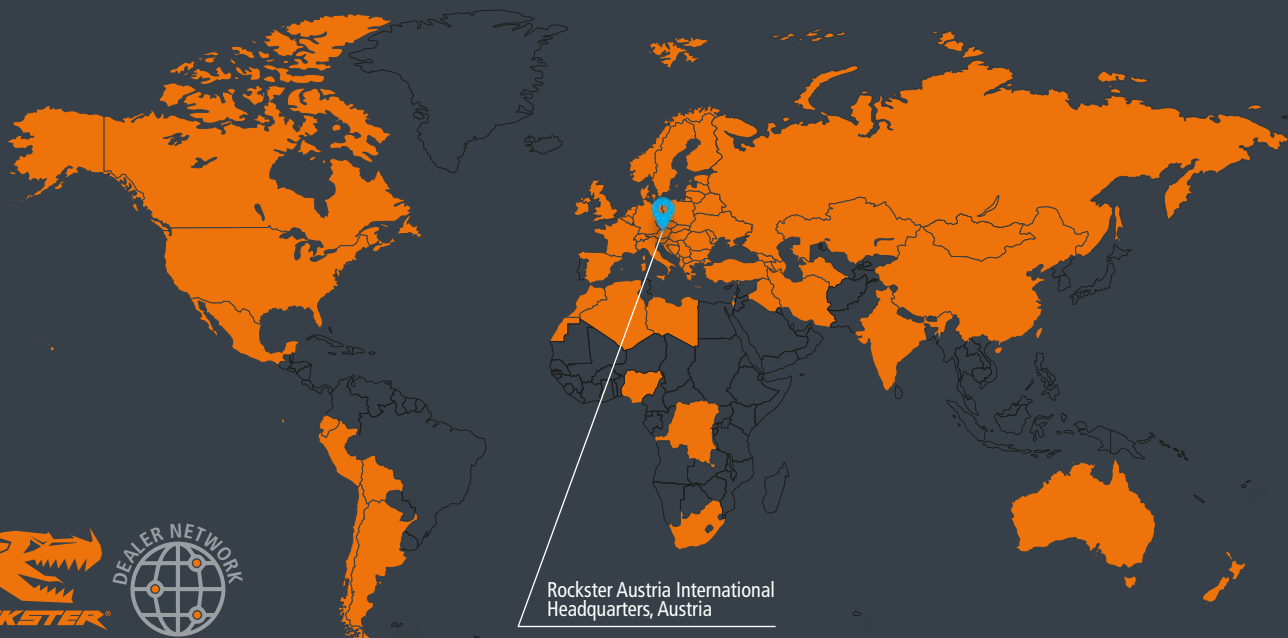
Austrian based manufacturer Rockster Austria International GmbH has a longlasting reputation and the know-how in demolition and screening industry.

The product line includes, among others, track mounted impact and jaw crushers, screening machinery and tracked stackers. "Our mobile crushers and screeners are used for profitable & economical recycling and processing of asphalt, concrete and construction waste, as well as for natural stone.

With innovations like The Original DUPLEX system or double-functional return belt, we repeatedly demonstrate our progressive approach towards improving and developing more efficient recycling & processing methods."

Rockster machines are sold in more than 50 countries worldwide. Our sales partner network guarantees the ideal on-site package of product and service in order to support and secure the daily success of our customers.





Rockster Austria International
Headquarters, Austria

SOLD IN MORE THAN 50 COUNTRIES WORLDWIDE

**COMPETENCE.
PROGRESS.
PARTNERSHIP.**

Rockster Austria International GmbH | Matzelsdorf 72, 4212 Neumarkt i.M., Austria
Tel.: +43 720 70 1212 | office@rockster.at | www.rockster.at

