


PRODUCT DESCRIPTION

DUPLEX SYSTEM

THE ORIGINAL
since 2004

R1100DS
IMPACT CRUSHER



R1200D
JAW CRUSHER



1 MACHINE 2 CRUSHERS

Rockster Austria International GmbH | Matzelsdorf 72, 4212 Neumarkt i.M., Austria
Tel.: +43 720 70 1212 | office@rockster.at | www.rockster.at



PRODUCT DESCRIPTION

**DUPLEX
SYSTEM**

R1100DS



R1200D



MOBILE TRACK-MOUNTED IMPACT CRUSHER


R1100DS

MOBILE TRACK-MOUNTED JAW CRUSHER

R1200D

DUPLEX SYSTEM R1100DS / R1200D

**1 MACHINE
2 CRUSHERS**



THE ORIGINAL
since 2004

Rockster Austria International GmbH | Matzelsdorf 72, 4212 Neumarkt i.M., Austria
Tel.: +43 720 70 1212 | office@rockster.at | www.rockster.at



ROCKSTER®

FROM IMPACT TO JAW CRUSHER IN SHORTEST AMOUNT OF TIME

**DUPLEX
SYSTEM**



Change the track-mounted impact crusher (R1100DS) to a jaw crusher (R1200D) and vice versa - within hours. The machine can be optimized for different requirements depending on the feeding material and because of the

possibility to have two crushing processes in one machine, it guarantees without a doubt a highly versatile and cost-effective operation.

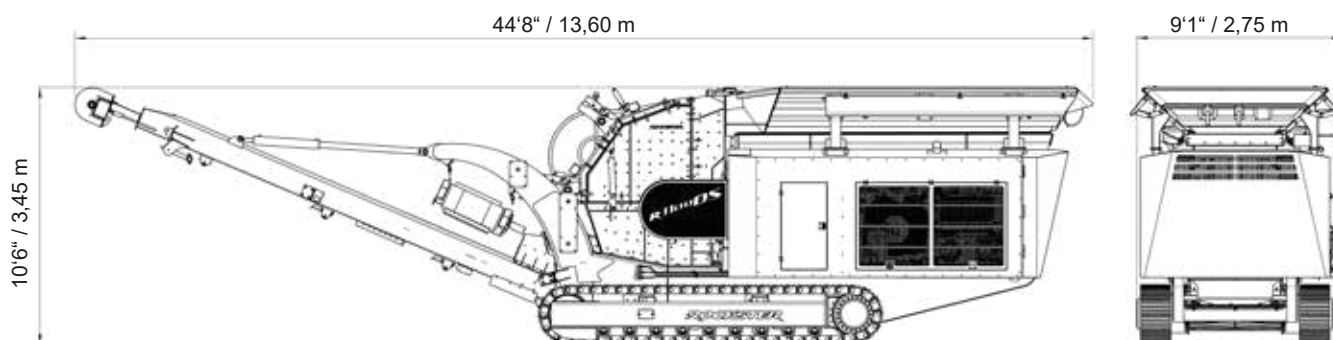
MAIN DIMENSIONS - R1100DS / R1200D

Transport dimensions

| | |
|-----------------|---------------------|
| Length: | 44'8" / 13,60 m |
| Width: | 9'1" / 2,75 m |
| Height: | 11'4" / 3,45 m |
| Weight R1100DS: | 73.700 lbs / 33,4 t |
| Weight R1200D: | 84.700 lbs / 38,4 t |

Feeding & discharge height

| | |
|----------------------|------------------|
| Feeding height: | 11'2" / 3,40 m |
| Main discharge belt: | ~ 11'6" / 3,50 m |
| Side discharge belt: | ~ 7'10" / 2,40 m |





Perfect cubic final grain

ONE MACHINE - UNLIMITED POSSIBILITIES

In order to optimize the machine utilization and to guarantee a versatile operation of the crusher, the Rockster team has developed a unique, original and the first Duplex System, which enables the customer to change the single crushing units. Both units can be installed onto the same chassis and the change from a jaw crusher into an impact crusher can be done in the shortest amount of time - and vice versa.

With its uncomparable performance, the track-mounted impact crusher R1100DS yields perfect cubic final grain quality and it makes flexible operation during recycling of asphalt, concrete and rubble even easier. R1200D jaw crusher is the ideal solution for any applications that demand toughest requirements when it comes to wear parts. That being said, recycling of the hardest aggregates and virgin stone is therefore done with ease.

DUPLEX-SYSTEM IS THE OPTIMAL SOLUTION FOR RECYCLING & PROCESSING

CONCRETE



Recycled concrete blocks 0/16

DEMOLITION DEBRIS



Subbase road 0/32

ASPHALT



Road 0/32

BRICK



Refilling pipelines 0/64

VIRGIN STONE



Forest road 0/32


The track-mounted mobile crushers R1100DS/R1200D are installed on the basis of a fully hydraulic principle and are mounted on the same basic chassis.

The hydrostatic drive system allows a clockwise or anti-clockwise operation of the crusher so it is possible to

install both crushing units onto the same basic frame. The machine can be changed from impact crusher to jaw crusher, and vice versa in a short amount of time.

Impact crusher

| | |
|--|-------------------------------|
| Inlet opening: | 44" x 29" / 1100 x 720 mm |
| Impact circle diameter: | 40" / 1020 mm |
| Rotor equipment: | 4 blow bars |
| Crushing ration: | 1:10 - 1:50 |
| Performance: | up to 440 st/h / 400 t/h |
| Rotor speed (continuously adjustable): | up to 850 rpm |
| Weight: | 22,500 lbs / 10.200 kg |
| Drive: | hydrostatic |
| Gap adjustment (adjusted on display): | fully hydraulic |
| Dust suppression: | At the crusher inlet & outlet |




The Rockster impact crusher guarantees highest performance at a very high crushing ratio. Due to two hydraulically adjustable swing-beams, as well as a variable

rotor speed, the final grain can be fully and precisely optimized.

Jaw crusher

| | |
|--|-----------------------------|
| Inlet opening: | 48" x 27" / 1200 x 680 mm |
| Crushing ratio: | 1:8 |
| Performance: | up to 230 t/h / 250 st/h |
| Rotor speed (continuously adjustable): | up to 280 min ⁻¹ |
| Weight: | 32,000 lbs / 14.500 kg |
| Drive: | hydrostatic |
| Gap adjustment (adjusted on display): | fully hydraulic |



The hydraulically adjustable Rockster jaw crusher is the ideal solution for all operations that require the highest demand on wear parts.

Even under the toughest conditions, the R1200D guarantees the highest crushing performance and the lowest wear.

GENERAL INFORMATION



**HIGH & CONSTANT
PERFORMANCE**



**INCREASED
MOBILITY**



**EASE OF
OPERATION**



**MAXIMUM
FLEXIBILITY**



**HYDROSTATIC
DRIVE**



**LONG-TERM
RELIABILITY**



**CLIMATE
FRIENDLY**

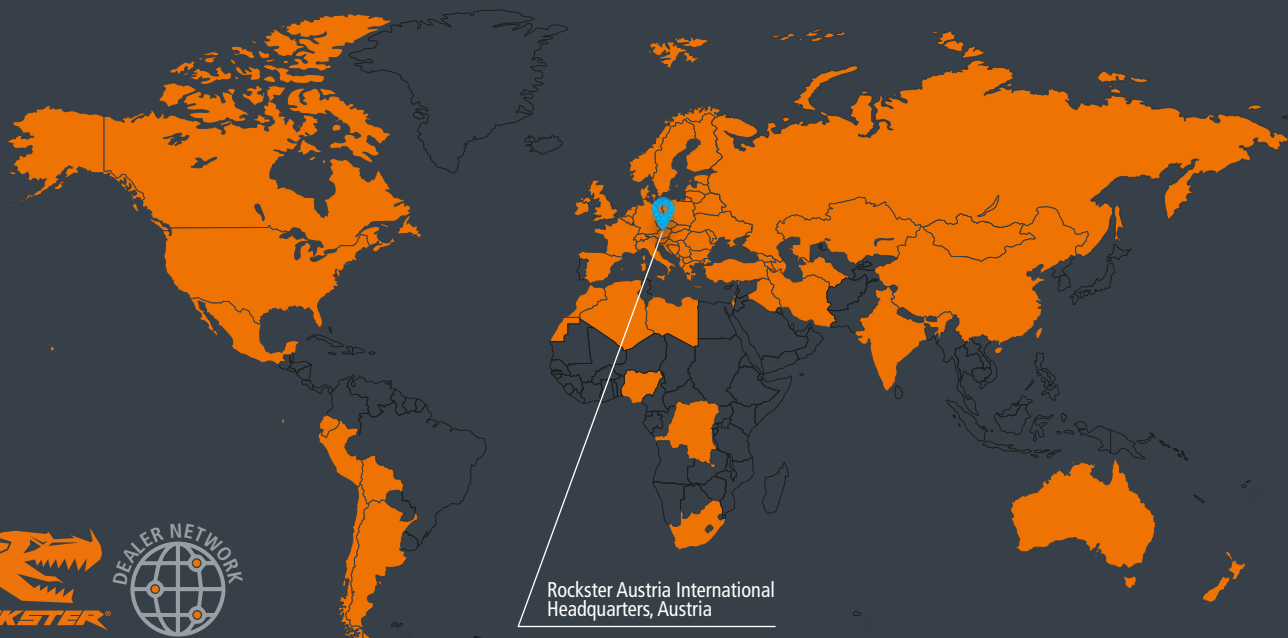
Austrian based manufacturer Rockster Austria International GmbH has a longlasting reputation and the know-how in demolition and screening industry.

The product line includes, among others, track mounted impact and jaw crushers, screening machinery and tracked stackers. "Our mobile crushers and screeners are used for profitable & economical recycling and processing of asphalt, concrete and construction waste, as well as for natural stone.

With innovations like The Original DUPLEX system or double-functional return belt, we repeatedly demonstrate our progressive approach towards improving and developing more efficient recycling & processing methods."

Rockster machines are sold in more than 50 countries worldwide. Our sales partner network guarantees the ideal on-site package of product and service in order to support and secure the daily success of our customers.





Rockster Austria International
Headquarters, Austria

SOLD IN MORE THAN 50 COUNTRIES WORLDWIDE

**COMPETENCE.
PROGRESS.
PARTNERSHIP.**

Rockster Austria International GmbH | Matzelsdorf 72, 4212 Neumarkt i.M., Austria
Tel.: +43 720 70 1212 | office@rockster.at | www.rockster.at

