



COMPETENCE. PROGRESS. PARTNERSHIP.

Mobile impact & jaw crushers





Austrian based manufacturer Rockster Austria International GmbH has a long-lasting reputation and the know-how in demolition and screening industry.

The product line includes, among others, track mounted impact and jaw crushers, screening machinery and tracked stackers.

"Our mobile crushers and screeners are used for profitable & economical recycling and processing of asphalt, concrete and construction waste, as well as for natural stone. With innovations like The Original DUPLEX system or double-functional return belt, we repeatedly demonstrate our progressive approach towards improving and developing more efficient recycling & processing methods. "

Rockster machines are sold in more than 50 countries worldwide. Our sales partner network guarantees the ideal on-site package of product and service in order to support and secure the daily success of our customers.

Table of Content

Success story.....	4
In-House R&D and Production.....	6
Recycling & Processing.....	8
Rockster benefits.....	10
Crushers	12
<i>R700S Impact crusher</i>	
<i>R800 Jaw crusher</i>	
<i>R900 Impact crusher</i>	
<i>R1000 Impact crusher</i>	
<i>R1100S Impact crusher</i>	
<i>R1100DS Impact crusher</i>	
<i>R1200D Jaw crusher</i>	
Options (incl. Duplex & Air Blower)	26





MAXIMUM
FLEXIBILITY



EASE OF
OPERATION



HYDROSTATIC
DRIVE



HIGH & CONSTANT
PERFORMANCE



INCREASED
MOBILITY



LONG-TERM
RELIABILITY

**CONCRETE / ASPHALT / DEMOLITION DEBRIS
BRICK / IRON ORE / COAL / VIRGIN STONE
GLASS / DOLOMITE / GRANITE / LIMESTONE**



SUCCESS STORY

More than 800 machines sold worldwide is one of the best references for the future Rockster customers.

Founded in 2004 in Enns, Austria, the company started with only one impact and one jaw crusher. Rockster innovations such as DUPLEX-SYSTEM was a wind in the back, which propelled the company into new market opportunities and in less than 15 years, the product palette has expanded with enormous speed.

It now includes a variety of mobile track-mounted crushers, screening machinery (finishing, scalping and trommel screens), feeder conveyors as well as mobile stackers. In 2019, Rockster has seen its third expansion. With the emphasis on innovation, improvement, and in-house production it is reaching for new heights in manufacturing of high quality and state-of-the-art mobile crushers providing future solutions in crushing and screening industry.




2004

Founded by Wolfgang Kormann as Kormann Rockster Recycler in Enns, Austria.
Development of R900 (impactor) and R800 (jaw crusher).



2005 - 2007

Serial production of R800 and R900.
European Distribution Network.
Rockster Duplex System was developed where an impact and jaw crusher can be interchangeable on one machine.
Innovation Award in Zaragoza, Spain.



2008 - 2013

Market expansion to Australia, Asia, Russia, South America & Africa.
Foundation of Rockster Germany and China.
Product line extended to Scalping and Finishing screens. World's 1. hybrid impactor.





R900V - 2005/06



USA



AUSTRIA



TURKEY



COLOMBIA



SWEDEN



BERMUDA



SOUTH AFRICA

2014 - 2015

Serial production of impactor R1100DS & R1100S with continuous, fully hydraulic gap adjustment. Production of R1100DS and R1200D Duplex-system. Patent for the double-functional return-/stockpile belt.



2016 - 2017

Rockster North America Inc. founded and product line extended to trommel screens and tracked stackers. State-of-the-art impact crusher R1000S goes into production.



2018 - 2023

Rockster production line set up at the new HQ in Upper Austria. Adapting all machines to the latest engine emission standards. New Management,





IN-HOUSE R&D PRODUCTION

In order to strive for excellence and offer high-end products, all Rockster machines are produced in-house. That means rigorous quality control and numerous tests that each machine undergoes. Beside production, the R&D team is

also in-house which enables the entire team to work in a direct and harmonious way, especially when it comes to development and testing of the newly constructed designs.

- Consistent quality
- Shorter delivery time
- Highest quality standards
- Ability to improve quickly & on the spot
- Optimization according to the customer needs







RECYCLING & PROCESSING

More than half of the total waste volume worldwide is caused by construction waste such as asphalt demolition material, excavated soil or demolition debris. Sinking landfill opportunities, rising disposal costs and the increasing scarcity of raw materials demand more and more sustainable and environmentally friendly solutions in the construction industry.

Construction and demolition recycling as well as material processing are already major profit factors for many companies in the construction market. The reclamation of construction debris and the processing of virgin stone are a guaranteed step towards success for the modern contractor.

- No disposal fees & no transport costs
- Eliminate additional costs for purchasing of costly virgin material
- Increased profit through resale





Concrete

Construction waste

Asphalt

Brick

Virgin stone

Subbase road 0/32

Road 0/32

Refilling pipelines 0/64

Forest road 0/32



ROCKSTER ADVANTAGES

Rockster combines state-of-the-art with well-proven technologies in all mobile crushers and screening machines. The practical input of the worldwide Rockster network plays an essential role.

Reliable, robustly-designed machines with high output and a wide range of possible applications guarantee maximum efficiency and profitability for each Rockster customer.



**OVERLOAD
PROTECTION**



**MAXIMUM
FLEXIBILITY**




**THE ORIGINAL DUPLEX SYSTEM
1 MACHINE - 2 CRUSHING UNITS**



**CONTINUOUSLY VARIABLE
ADJUSTMENT OF THE ROTOR SPEED**



**HYDROSTATIC
DRIVE**



WHY HYDROSTATIC DRIVE ?

- > Elimination of conventional clutch. No wear.
- > Individual adjustment of crusher speed
- > Crusher overload protection
- > Power adjustment according to individual requirements
- > Consistent throughput
- > Enormous power reserves

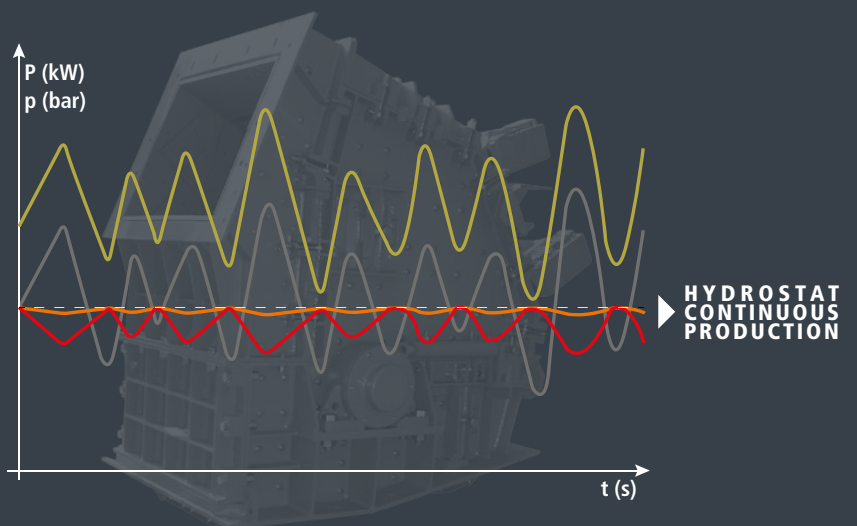


— **VARIABLE POWER DEMANDED BY THE CRUSHER**

— **HYDROSTATIC PRESSURE**

— **HYDROSTATIC DRIVE**
Continuous power supply of diesel

— **DIRECT DRIVE (CLUTCH)**
Reduced power supply and crusher speed on high load.
Increase in oversize and danger of crusher blockage.





„COMPACT, YET VERY POWERFUL“

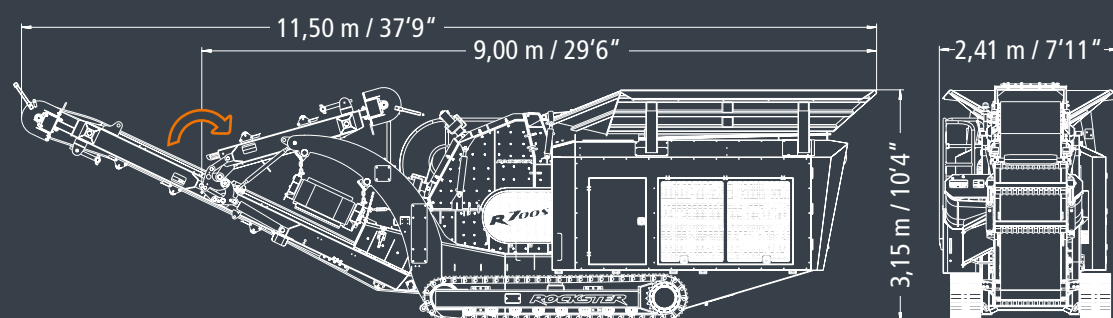
"I was made aware of Rockster's mobile crushers by other companies. For me it is important that the crusher is easy to transport and still very powerful. Since our jobs often need to be done in confined, remote places, and especially in road construction where the terrain is very steep, the crusher must not be too big and heavy. The Rockster impactor R700S is extremely compact and still powerful, the price-performance ratio is also very good and these two aspects are why we chose Rockster." **Christoph Wagner (Wagner Christoph Erdbau)**

STANDARD EQUIPMENT

- Feed hopper (Hardox)
- Vibration feeder with pre-screen
- Adjustable bypass chute (main/side conveyor)
- Magnetic separator
- Crusher overload protection
- Sound-insulated engine housing
- Dust suppression
- Radio remote control
- Easy and safe to operate



R700S



Transport dimensions R700S

Length:	9,00 m / 29'6"
Width:	2,41 m / 7'11"
Height:	3,15 m / 10'4"
Weight:	19,90 t / 43,900 lbs **

**Depending on engine type

R700S

IMPACT CRUSHER

Inlet opening: 710 x 650 mm / 28" x 26"

Performance: up to 150 t/h / 170 st/h (depending on material)


Drive unit: 160kW / 220HP - Tier 3A-Stage IIIA / Stage V

Rotor: continuously adjustable speed - 4 blow bars

2 swing beams: individually & hydraulically adjustable

Crusher drive: hydrostatic - consistent performance

***RS73 Screenbox:** 1830 x 1000 mm / 6' x 3'3"



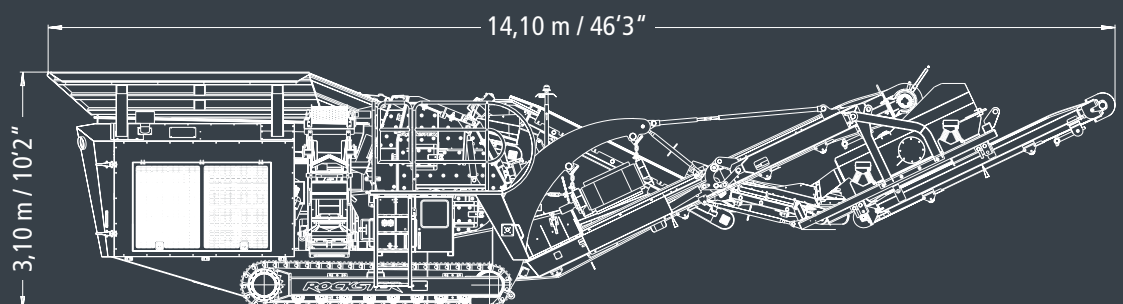
Main conveyor, width: 800 mm / 32"
hydraulically foldable
Discharge height: ~ 3,0 m / 9'10"

*RB65 Return or stockpile conveyor swiveling on demand to produce additional product.
Discharge height: ~ 3,4 m / 11'2"

R700S + RS73 + RB65

Transport dimensions R700S + RS73 + RB65

Length:	14,10 m / 46'3"
Width:	2,52 m / 8'3"
Height:	3,10 m / 10'2"
Weight:	22,80 t / 50,300 lbs **



*Optional - RS73 Screenbox and RB65 Double-functional return/stockpile belt 13




„Nº.1 MACHINE FOR HARD REINFORCED CONCRETE“

"After the crushing process, the material comes out in an already desired fraction size - ready for sale. The advantages of this crusher are compact transport dimensions and small weight that do not have special restrictions for transportation. An increased maintenance interval to 1000 hours, low service and usage costs thanks to decreased wear, are some of the important benefits. Also, we were really surprised how well this jaw crusher processes reinforced concrete. " 000 "Prominvest"

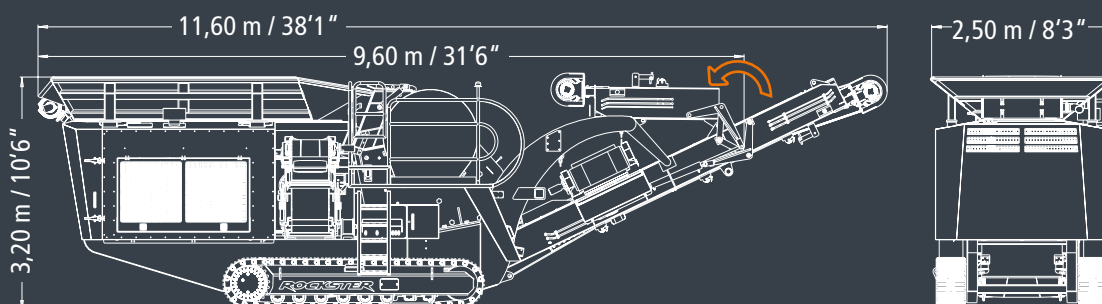
STANDARD EQUIPMENT

- Feed hopper (Hardox)
- Vibration feeder with pre-screen
- Adjustable bypass chute (main/side conveyor)
- Magnetic separator
- Crusher overload protection
- Sound-insulated engine housing
- Dust suppression
- Wireless remote control
- Easy and safe to operate
- DUPLEX-able

The crusher units are especially designed to transform a jaw into an impact crusher and vice versa in only a few hours.



R800



Transport dimensions R800

Length:	9,60 m / 31'6"
Width:	2,50 m / 8'3"
Height:	3,20 m / 10'6"
Weight:	25,70 t / 56,700 lbs **

** Depending on engine type

R800

JAW CRUSHER

Inlet opening: 800 x 500 mm / 32" x 20"

Performance: up to 120 t/h / 140 st/h (depending on material)

Drive unit: 210kW / 285HP - Tier 3A-Stage IIIA / Stage V

Crushing ration: 1:8

Gap adjustment: fully hydraulic

Crusher drive: hydrostatic - consistent performance

***RS83 Screenbox:** 1830 x 1200 mm / 6' x 4'



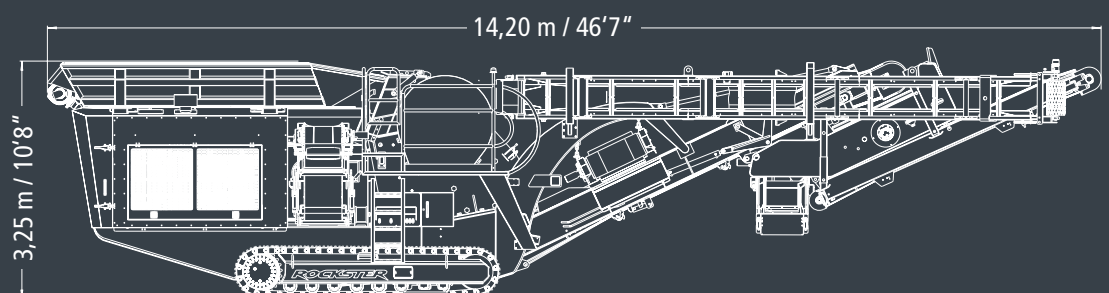
Side conveyor, width: 500 mm / 20"
hydraulically foldable
Discharge height: ~ 2,2 m / 7'3"



R800 + RS83 + RB75

Transport dimensions R800 + RS83 + RB75

Length:	14,20 m / 46'7"
Width:	2,50 m / 8'3"
Height:	3,25 m / 10'8"
Weight:	29,10 t / 64,200 lbs **



*Optional - RS83 Screenbox and RB75 Return belt 15




„HANDLES THE MATERIAL FLAWLESSLY“

„The design of the machine and the fully hydraulic installations with the hydrostatic drive are simply more reliable than the electric in this application. I took a look into the crusher engine compartment and was convinced that this is a sophisticated and well-designed machine, which is very important for service works. The machines handle the material flawlessly. My experience so far is amazing, Rockster offers great products & excellent support behind. Materials being produced is exactly what I was looking for.“ - Jack Pereira (Titan Enterprises)

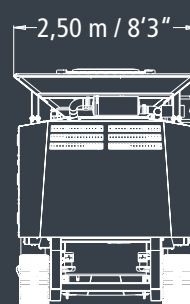
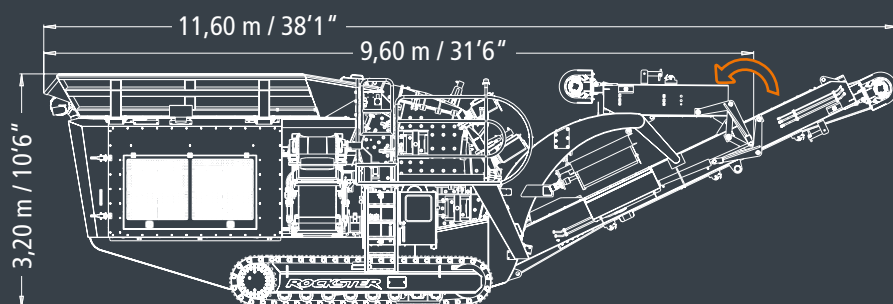
STANDARD EQUIPMENT

- Feed hopper (Hardox)
- Vibration feeder with pre-screen
- Adjustable bypass chute (main/side conveyor)
- Magnetic separator
- Crusher overload protection
- Sound-insulated engine housing
- Dust suppression
- Wireless remote control
- Easy and safe to operate
- DUPLEX-able

The crusher units are especially designed to transform a jaw into an impact crusher and vice versa in only a few hours.



R900



Transport dimensions R900

Length:	9,60 m / 31'6"
Width:	2,50 m / 8'3"
Height:	3,20 m / 10'6"
Weight:	25,50 t / 56,300 lbs **

**Depending on engine type



R900

IMPACT CRUSHER

Inlet opening: 900 x 720 mm / 36" x 29"

Performance: up to 240 t/h / 270 st/h (depending on material)

Drive unit: 210kW / 285HP - Tier 3A-Stage IIIA / Stage V

Rotor: continuously adjustable speed - 4 blow bars

2 swing beams: individually & hydraulically adjustable

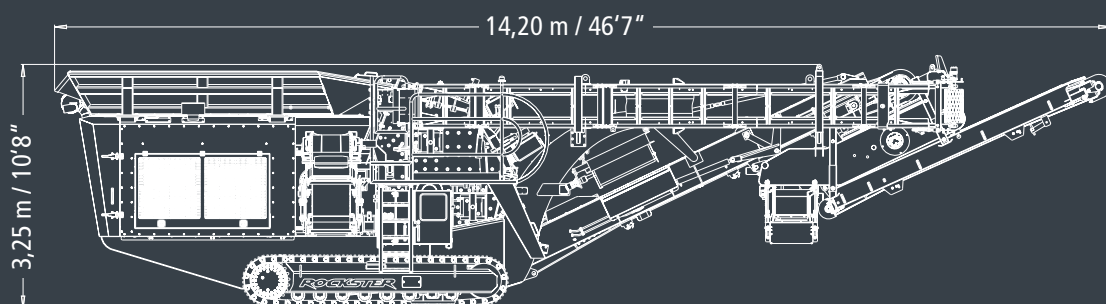
Crusher drive: hydrostatic - consistent performance

***RS83 Screenbox:** 1830 x 1200 mm / 6' x 4'



Transport dimensions R900 + RS83 + RB75

Length:	14,20 m / 46'7"
Width:	2,50 m / 8'3"
Height:	3,25 m / 10'8"
Weight:	28,60 t / 63,100 lbs **



R900 + RS83 + RB75

*Optional - RS83 Screenbox and RB75 Return belt 17



„EXTREMELY WELL-DEVELOPED CRUSHER“

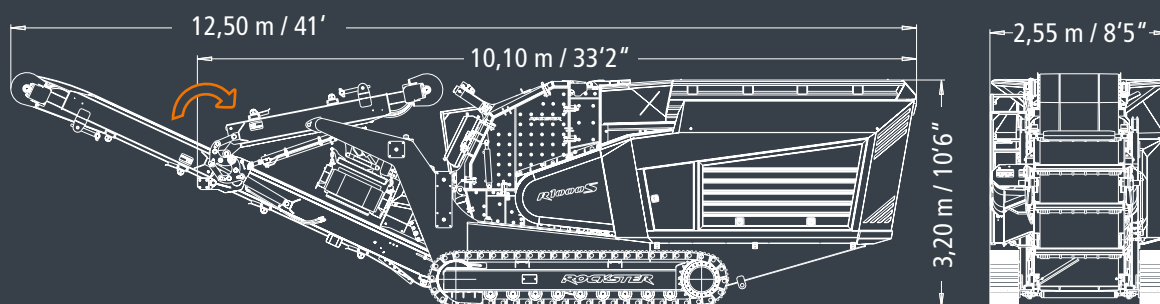
„This machine is in the optimum performance class for contract crushing and it can be used in natural stone processing as well as for recycling of demolition waste. The height-adjustable magnetic separator helps to remove iron. The screen box is mounted quickly, so you can meet a variety of customer requirements. The belt scale ensures an easy and correct billing. In combination with our Rockster scalping screen, we can generate 3 precisely defined fractions in a single operation.“ - Martin Hopf (Hopf Bagger KG)

STANDARD EQUIPMENT

- Feed hopper (Hardox)
- Vibration feeder with 2-deck pre-screen
- Adjustable bypass chute (main/side conveyor)
- Vibrating discharge chute
- Vertically adjustable magnetic separator
- Crusher overload protection
- Sound-insulated engine housing
- Dust suppression
- Wireless remote control
- Easy and safe to operate
- Swiveling catwalk



R1000S



Transport dimensions R1000S

Length:	10,10 m / 33'2"
Width:	2,55 m / 8'5"
Height:	3,20 m / 10'6"
Weight:	31,00 t / 68,350 lbs**

**Depending on engine type

R1000S

IMPACT CRUSHER

Inlet opening: 960 x 720 mm / 38" x 29"

Performance: up to 280 t/h / 310 st/h (depending on material)

Drive unit: 250kW / 340HP - Tier 3A-Stage IIIA / Stage V

Rotor: continuously adjustable speed - 4 blow bars

2 swing beams: individually & hydraulically adjustable

Crusher drive: hydrostatic - consistent performance

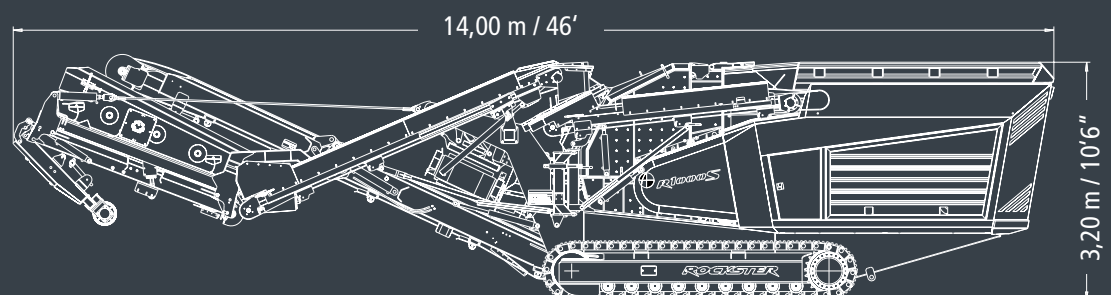
***RS100 Screenbox:** 2600 x 1350 mm / 8'6" x 4'5"



R1000S + RS100 + RB92

Transport dimensions R1000S + RS100 + RB92

Length:	14,00 m / 46'
Width:	2,83 m / 9'4"
Height:	3,20 m / 10'6"
Weight:	35,50 t / 78,300 lbs**



*Optional - RS100 Screenbox and RB92 Double-functional return/stockpile belt 19



„WHEN THE QUALITY SPEAKS FOR ITSELF“

„Our Rockster R1100S produces about 250-300 tons of final product 0/45 (0/1.77“) per hour. The recycled concrete is mainly used as a frost buffer in civil engineering and road construction. Recycling material from building waste is mainly used for fillings. Thanks to the good cubic grain produced by the impactor, the quality for further processing is excellent. Instead of depositing numerous tons of demolition waste, we use our Rockster crusher to create new value product.“ - Josef Mayrhofer (Mayrhofer Erdbewegungen GmbH)

STANDARD EQUIPMENT

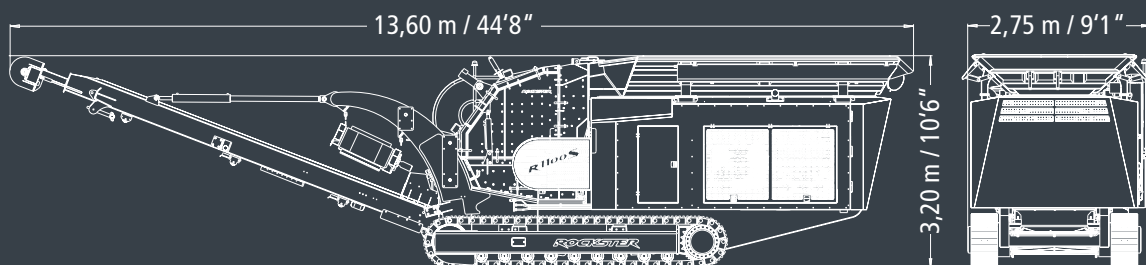
- Feed hopper (Hardox)
- Vibration feeder with 2-step pre-screen
- Adjustable bypass chute (main/side conveyor)
- Magnetic separator
- Crusher overload protection
- Sound-insulated engine housing
- Dust suppression
- Wireless remote control
- Easy and safe to operate



Side conveyor, width: 650 mm / 26"
hydraulically foldable
Discharge height: ~ 2,4 m / 7'10"



R1100S



Transport dimensions R1100S

Length:	13,60 m / 44'8"
Width:	2,75 m / 9'1"
Height:	3,20 m / 10'6"
Weight:	32,90 t / 72,600 lbs**

**Depending on engine type

R1100S

IMPACT CRUSHER

Inlet opening: 1100 x 720 mm / 44" x 29"

Performance: up to 380 t/h / 420 st/h (depending on material)

Drive unit: 280kW / 375HP - Tier 3A-Stage IIIA / Stage V

Rotor: continuously adjustable speed - 4 blow bars

2 swing beams: individually & hydraulically adjustable

Crusher drive: hydrostatic - consistent performance

***RS114S Screenbox:** 3100 x 1350 mm / 10'2" x 4'5"



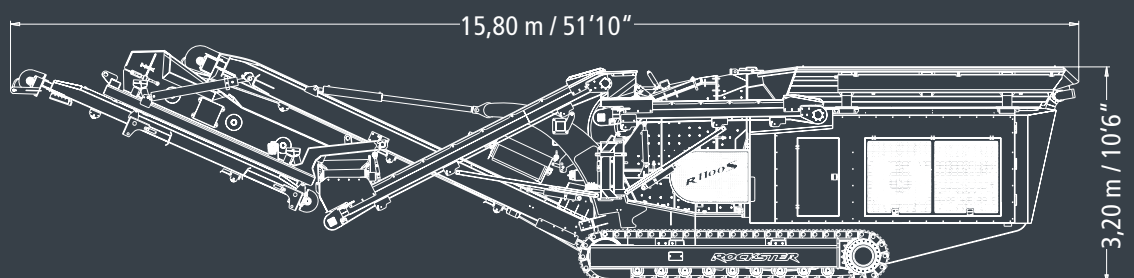
Main conveyor, width: 1200 mm / 48"
hydraulically lowerable
Discharge height: ~ 3,5 m / 11'6"

*RB95 Return or stockpile conveyor swiveled on demand to produce additional product.
Discharge height: ~ 3,6 m / 12'

R1100S + RS114S + RB95

Transport dimensions R1100S + RS114S + RB95

Length:	15,80 m / 51'10"
Width:	2,99 m / 9'10"
Height:	3,20 m / 10'6"
Weight:	37,10 t / 81,800 lbs**



*Optional - RS114S Screenbox and RB95 Double-functional return/stockpile belt 21




„OVER HALF-A-MILLION TONNS AND STILL CRUSHING“

„For our needs, Rockster has designed a new 3100 x 1350mm screenbox, so even with a product size below 22 mm, we can achieve a good throughput. I especially like the stockpile function of the return belt. Because of it, we produce two fractions in one pass, which we use above all in the gravel pit. In addition, I can transport the machine with the screening system without extra hassle and since we use the machine 70% on site, cost effective transport and low weight play an important role.“ **Bruno Urschitz (Ing. Bruno Urschitz GmbH)**

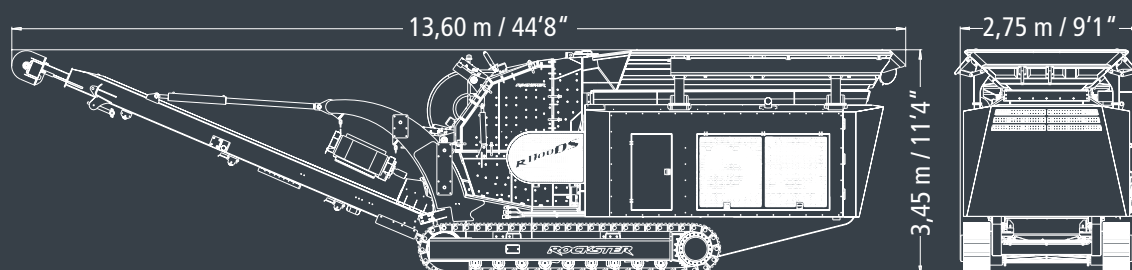
STANDARD EQUIPMENT

- Feed hopper (Hardox)
- Vibration feeder with 2-step pre-screen
- Adjustable bypass chute (main/side conveyor)
- Magnetic separator
- Crusher overload protection
- Sound-insulated engine housing
- Dust suppression
- Wireless remote control
- Easy and safe to operate
- DUPLEX-able

The crusher units are especially designed to transform a jaw into an impact crusher and vice versa in only a few hours.



R1100DS



Transport dimensions R1100DS

Length:	13,60 m / 44'8"
Width:	2,75 m / 9'1"
Height:	3,45 m / 11'4"
Weight:	33,40 t / 73.700 lbs**

**Depending on engine type

R1100DS

IMPACT CRUSHER

Inlet opening: 1100 x 720 mm / 44" x 29"

Performance: up to 380 t/h / 420 st/h (depending on material)

Drive unit: 280kW / 375HP - Tier 3A-Stage IIIA / Stage V

Rotor: continuously adjustable speed - 4 blow bars

2 swing beams: individually & hydraulically adjustable

Crusher drive: hydrostatic - consistent performance

***RS114S Screenbox:** 3100 x 1350 mm / 10'2" x 4'5"



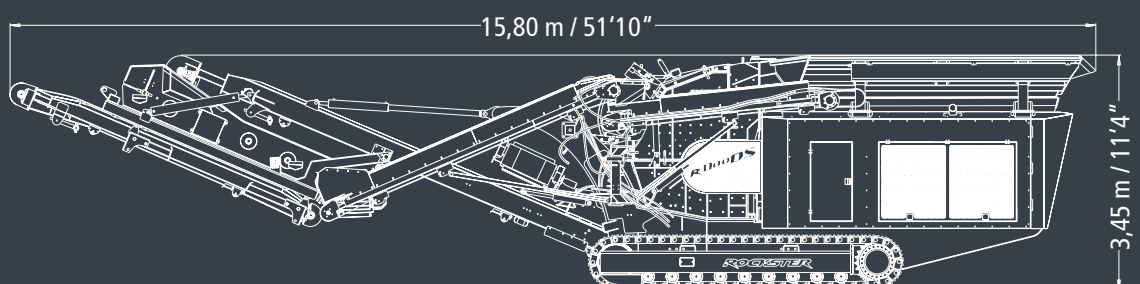
Main conveyor, width: 1200 mm / 48"
hydraulically lowerable
Discharge height: ~ 3,5 m / 11'6"

*RB95 Return or stockpile conveyor swiveled on demand to produce additional product.
Discharge height: ~ 3,6 m / 12'

R1100DS + RS114S + RB95

Transport dimensions R1100DS + RS114S + RB95

Length:	15,80 m / 51'10"
Width:	2,99 m / 9'10"
Height:	3,45 m / 11'4"
Weight:	38,00 t / 83,700 lbs**



*Optional - RS114S Screenbox and RB95 Double-functional return/stockpile belt 23




„HIGHLY VERSATILE AND ONE OF A KIND“

„Equipped with The Original Duplex System (since 2004), the crusher can be quickly modified from jaw to impact crusher and vice versa. This allows us to react quickly to various and sometimes demanding customer needs. This Duplex system is the primary reason why we chose a Rockster crusher. It allows us to define the final grain faster and better, thus improving the quality and providing a noticeable competitive advantage. This crusher system is definitely one of a kind.“ **Beni Poltera (Kieswerk Casaccia AG)**

STANDARD EQUIPMENT

- Feed hopper (Hardox)
- Vibration feeder with 2 part pre-screen
- Adjustable bypass chute (main/side conveyor)
- Magnetic separator
- Crusher overload protection
- Sound-insulated engine housing
- Dust suppression
- Wireless remote control
- Easy and safe to operate
- DUPLEX-able

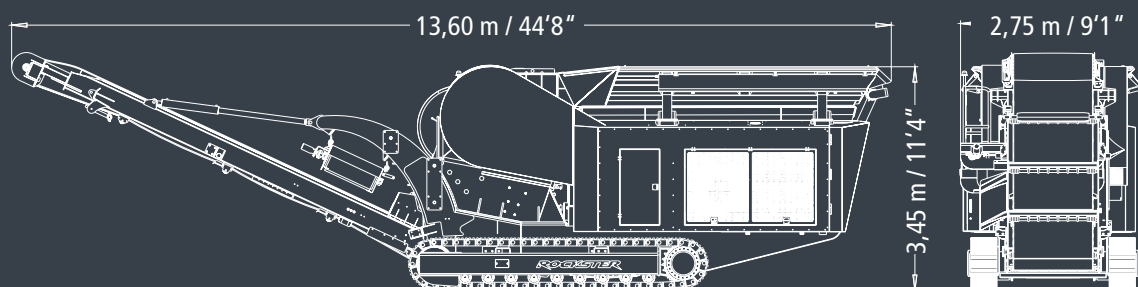
The crusher units are especially designed to transform a jaw into an impact crusher and vice versa in only a few hours.



Side conveyor, width:
500 mm / 20" hydraulically foldable
Discharge height: ~ 2,2 m / 7'3"



R1200D



Transport dimensions R1200D

Length:	13,60 m / 44'8"
Width:	2,75 m / 9'1"
Height:	3,45 m / 11'4"
Weight:	38,40 t / 84,700 lbs**

**Depending on engine type

R1200D

JAW CRUSHER

Inlet opening: 1200 x 680 mm / 48" x 27"

Performance: up to 230 t/h / 250 st/h (depending on material)

Drive unit: 280kW / 375HP - Tier 3A-Stage IIIA / Stage V

Crushing ration: 1:8

Gap adjustment: fully hydraulic

Crusher drive: hydrostatic - consistent performance

***RS114S Screenbox:** 3100 x 1350 mm / 10'2" x 4'5"

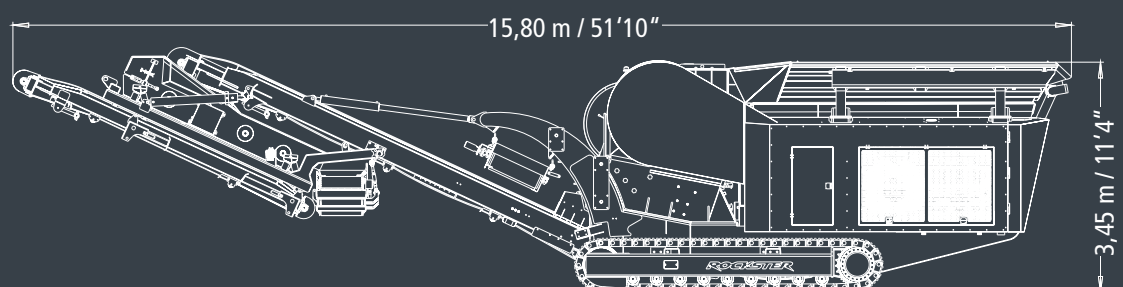


Main conveyor, width: 1000 mm / 40"
hydraulically lowerable
Discharge height: ~ 3,2 m / 10'6"

R1200D + RS114S

Transport dimensions R1200D + RS114S

Length:	15,80 m / 51'10"
Width:	2,75 m / 9'1"
Height:	3,45 m / 11'4"
Weight:	41,50 t / 91,500 lbs**




*Optional - RS114S Screenbox and RB95 Double-functional return/stockpile belt 25




DUPLEX - 2 IN 1 - ONE MACHINE, TWO CRUSHING OPTIONS

The hydrostatic drive & the unique design of the Rockster crusher allow the transformation from an impact crusher to a jaw crusher and vice versa in only a few hours. Achieve maximum machine utilization by using one carrier and different crusher units to rapidly adapt to different job requirements.



CRUSHER OPTIONS*

*Crusher options may vary depending on the model. Please contact your Rockster representative for more detailed information.



OPTIONS

SCREENING SYSTEM



The optional screening system consists of the compact circular vibrating screen and the return belt. The screening system is a perfect addition for the production of 100 % defined final grain. The components are mounted directly onto the

main discharge belt and are driven through the additional hydraulic system of the crusher. In addition, the return belt can be used as a stock-pile belt, which enables the production of the second product.

RVB1700 - AIR BLOWER



SCAN & SCHAU

FOR CLEANER AND HIGHER QUALITY FINAL PRODUCT

The Rockster Air blower RVB1700 is used to efficiently separate non-aggregates from the final end-material, which results in a cleaner and higher quality final product.

This enables Rockster customers to work more environmentally friendly and economically.

Air volume:	up to 1.700 m ³ /h / 2,223 yd ³ /h
Differential pressure:	up to 7.000 Pa
Drive power:	up to approx. 15 kW / 20 hp
Drive - rpm:	up to 3.200 min -1
Weight:	approx. 150 kg / 330 lbs





Rockster Austria International
Headquarters, Austria

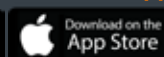
SOLD IN MORE THAN 50 COUNTRIES WORLDWIDE

ROCKSTER Austria International GmbH
Matzelsdorf 72
4212 Neumarkt i.M., AUSTRIA
+43 720 70 1212
office@rockster.at
www.rockster.at



EN / INT / 08 / 2023
Copyright © 2023
Rockster Austria International GmbH

Download Rockster App



Authorized Rockster Dealer:

Print and punctuation errors excepted. Content is subject to change without notice.